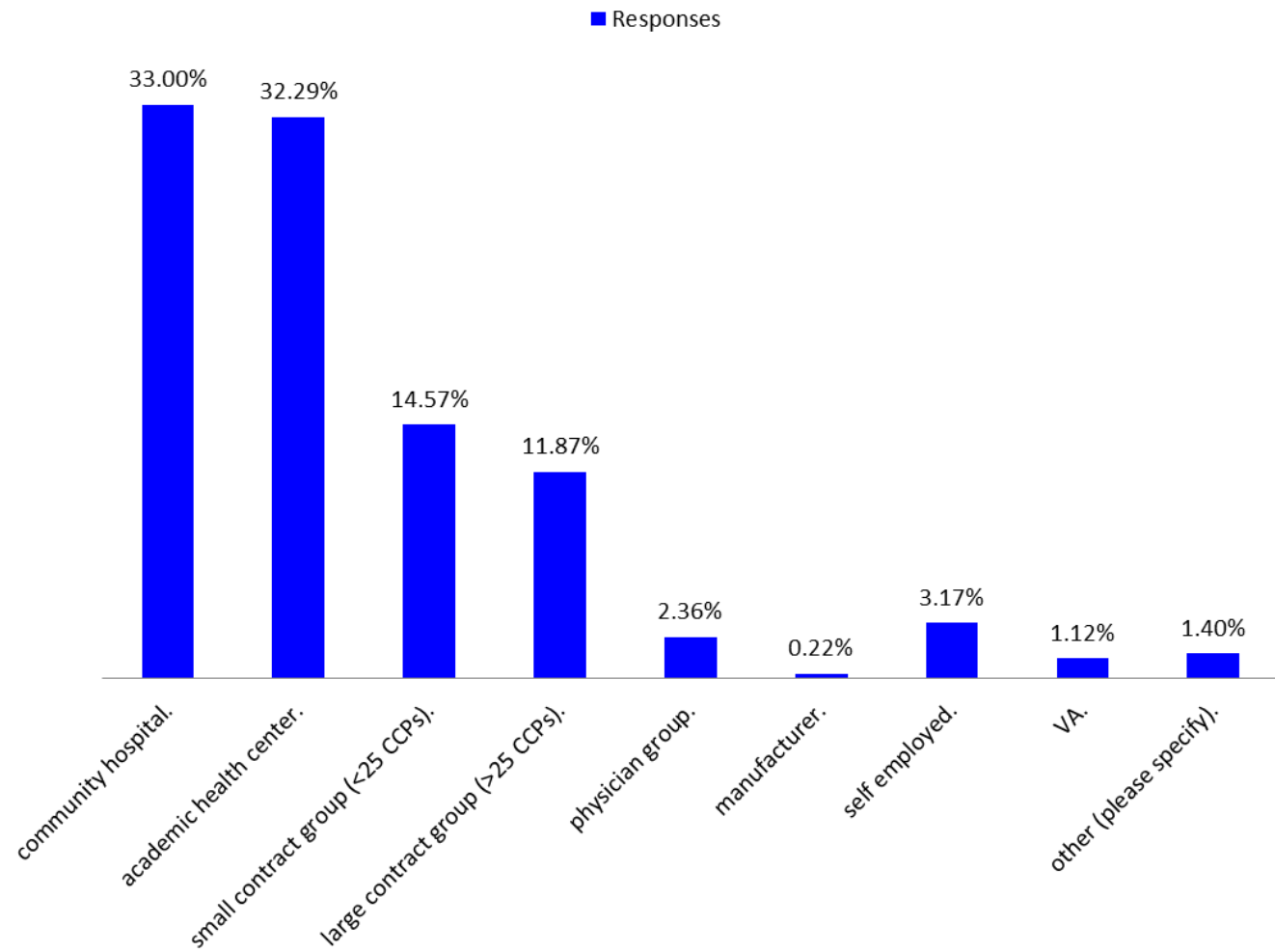


Please select the one item that best describes your primary place of employment.



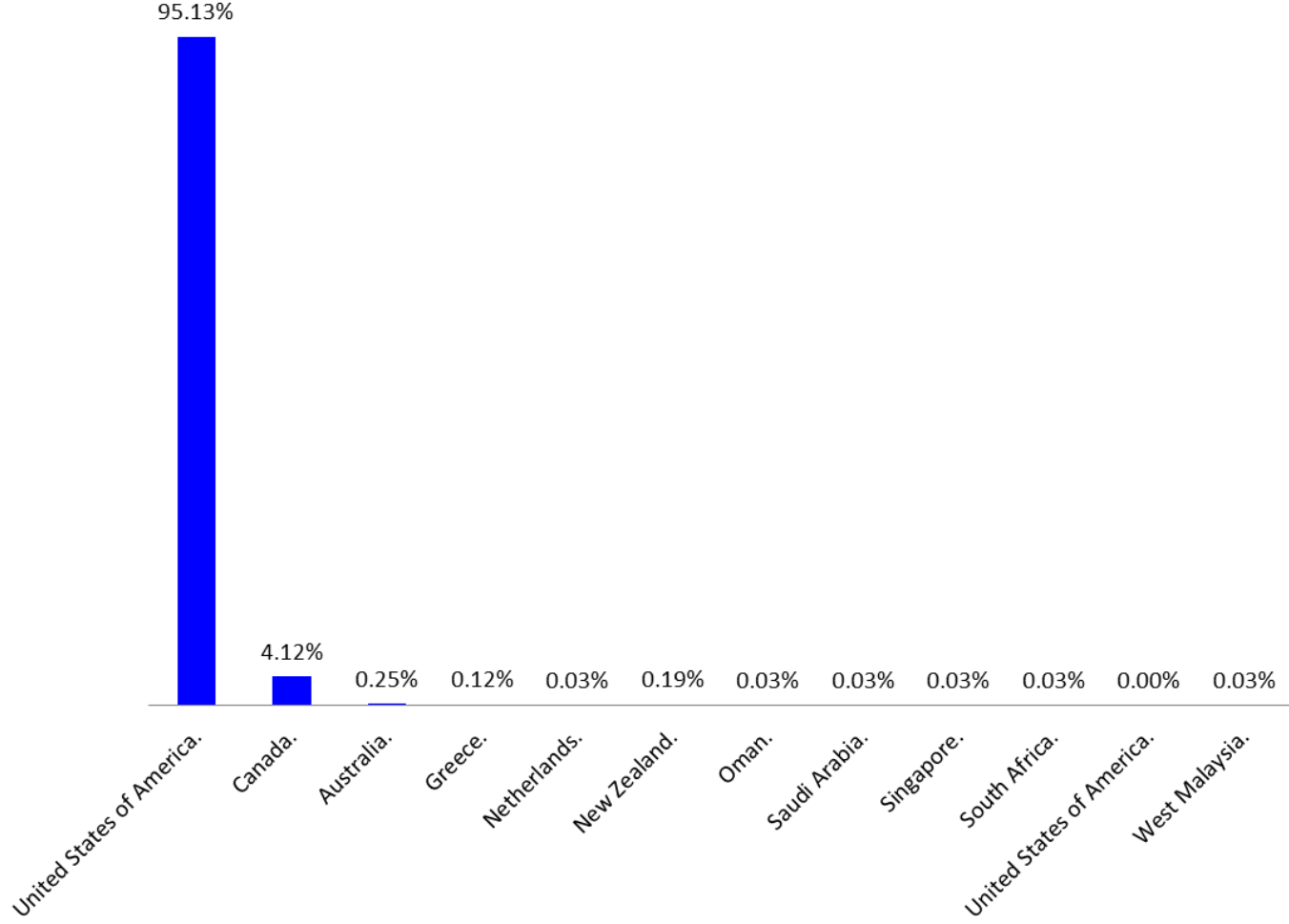
Please select the one item that best describes your primary place of employment.

Answer Choices	Responses	
community hospital	33.00%	1062
academic health center	32.29%	1039
small contract group (<25 CCPs)	14.57%	469
large contract group (>25 CCPs)	11.87%	382
physician group	2.36%	76
manufacturer	0.22%	7
self employed	3.17%	102
VA	1.12%	36
other (please specify)	1.40%	45

Answered 3218
Skipped 8

Please select the country where you reside.

■ Responses



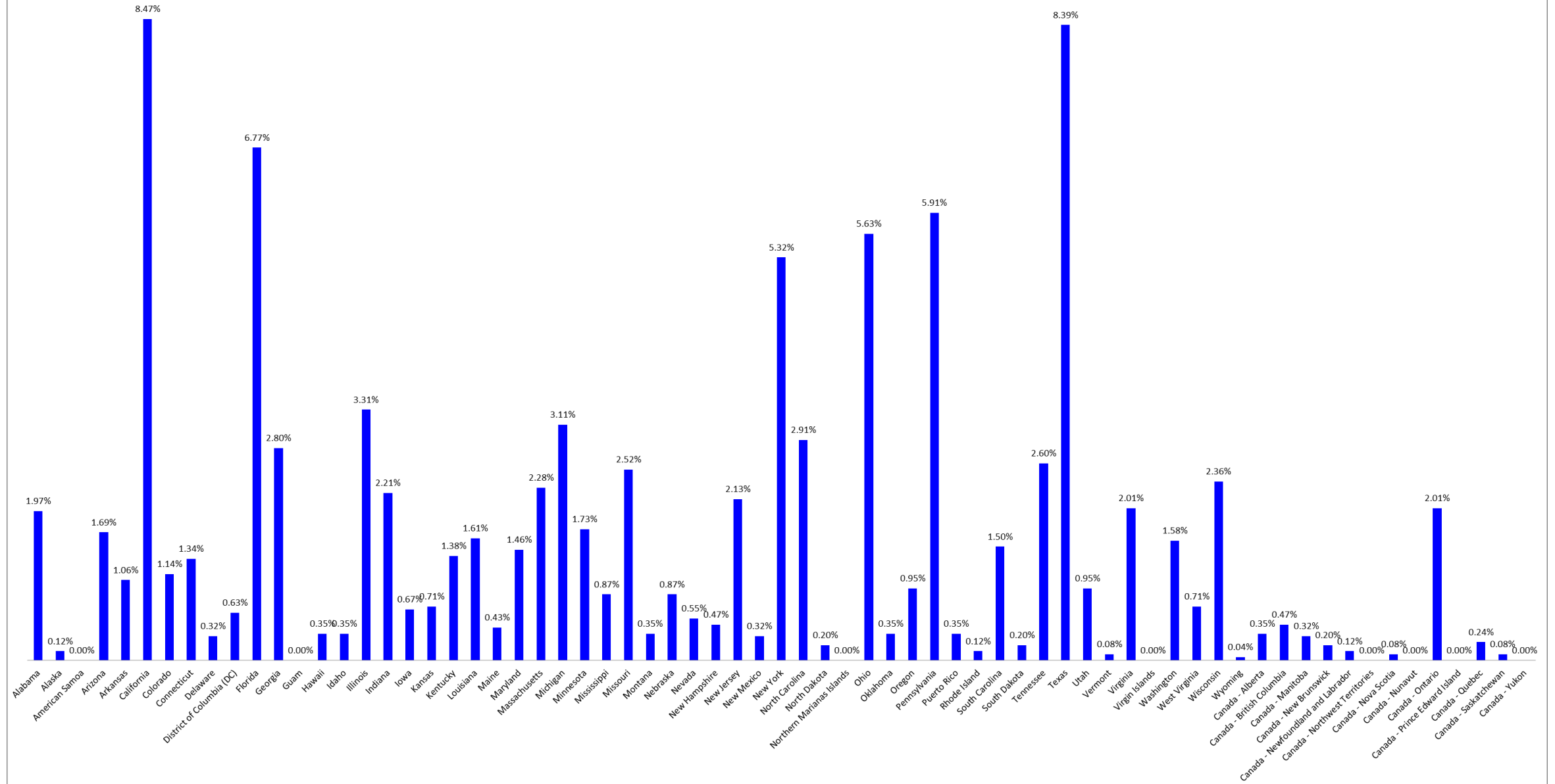
Please select the country where you reside.

Answer Choices	Responses	
United States of America.	95.13%	3048
Canada.	4.12%	132
Australia.	0.25%	8
Greece.	0.12%	4
Netherlands.	0.03%	1
New Zealand.	0.19%	6
Oman.	0.03%	1
Saudi Arabia.	0.03%	1
Singapore.	0.03%	1
South Africa.	0.03%	1
United States of America.	0.00%	0
West Malaysia.	0.03%	1

Answered 3204
Skipped 22

Please select the primary U.S. state, U.S. territory, or Canadian province where you work.

■ Responses



Please select the primary U.S. state, U.S. territory, or Canadian province where you work.

(Sorted Largest to Smallest Percentage)

Answer Choices	Responses	
California	8.47%	215
Texas	8.39%	213
Florida	6.77%	172
Pennsylvania	5.91%	150
Ohio	5.63%	143
New York	5.32%	135
Illinois	3.31%	84
Michigan	3.11%	79
North Carolina	2.91%	74
Georgia	2.80%	71
Tennessee	2.60%	66
Missouri	2.52%	64
Wisconsin	2.36%	60
Massachusetts	2.28%	58
Indiana	2.21%	56
New Jersey	2.13%	54
Virginia	2.01%	51
Canada - Ontario	2.01%	51
Alabama	1.97%	50
Minnesota	1.73%	44
Arizona	1.69%	43
Louisiana	1.61%	41
Washington	1.58%	40
South Carolina	1.50%	38
Maryland	1.46%	37
Kentucky	1.38%	35
Connecticut	1.34%	34
Colorado	1.14%	29
Arkansas	1.06%	27
Oregon	0.95%	24

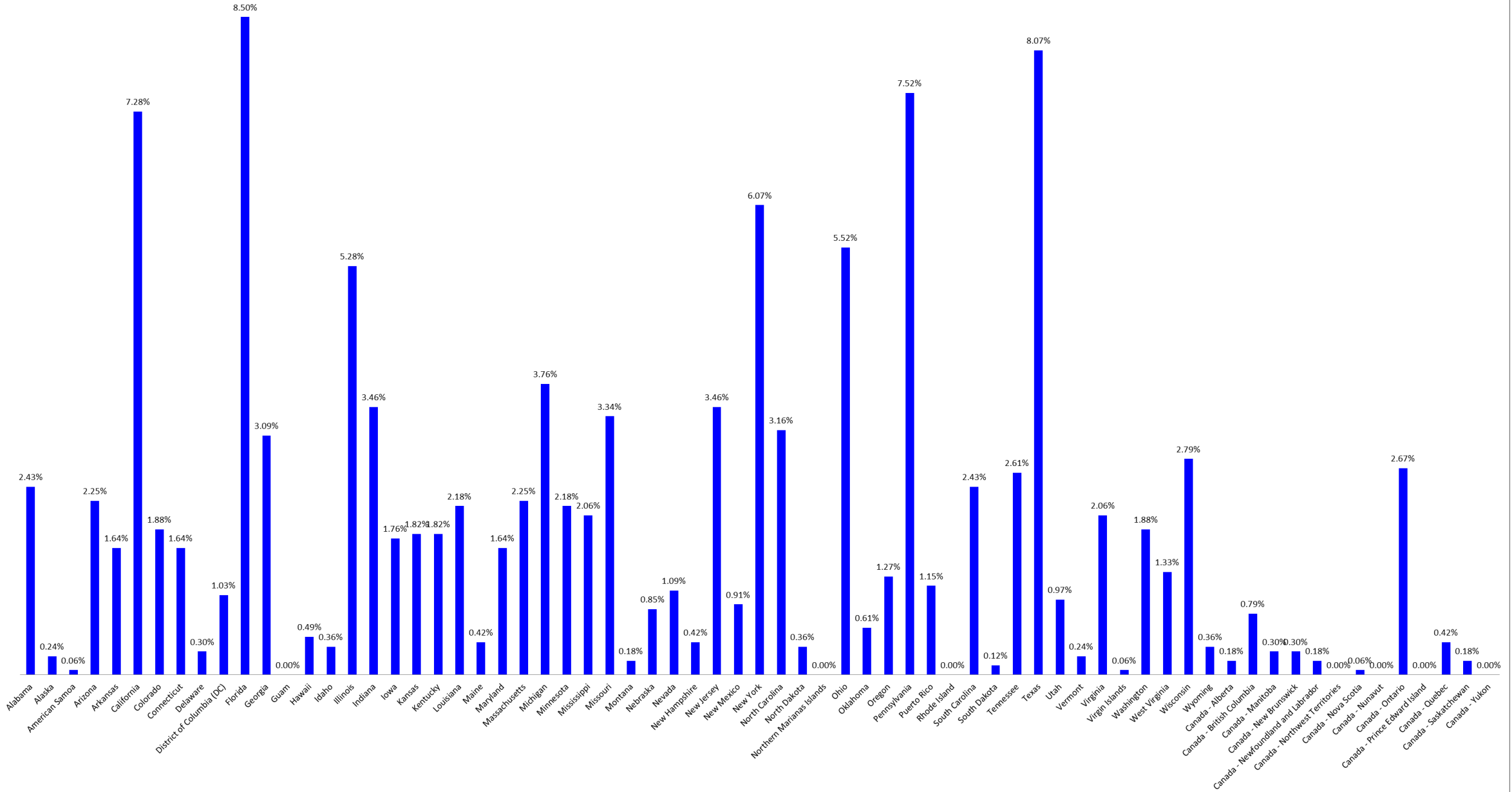
Answer Choices	Responses	
Utah	0.95%	24
Mississippi	0.87%	22
Nebraska	0.87%	22
Kansas	0.71%	18
West Virginia	0.71%	18
Iowa	0.67%	17
District of Columbia (DC)	0.63%	16
Nevada	0.55%	14
New Hampshire	0.47%	12
Canada - British Columbia	0.47%	12
Maine	0.43%	11
Hawaii	0.35%	9
Idaho	0.35%	9
Montana	0.35%	9
Oklahoma	0.35%	9
Puerto Rico	0.35%	9
Canada - Alberta	0.35%	9
Delaware	0.32%	8
New Mexico	0.32%	8
Canada - Manitoba	0.32%	8
Canada - Quebec	0.24%	6
North Dakota	0.20%	5
South Dakota	0.20%	5
Canada - New Brunswick	0.20%	5
Alaska	0.12%	3
Rhode Island	0.12%	3
Canada - Newfoundland and Labrador	0.12%	3
Vermont	0.08%	2
Canada - Nova Scotia	0.08%	2
Canada - Saskatchewan	0.08%	2

Answer Choices	Responses	
Wyoming	0.04%	1
American Samoa	0.00%	0
Guam	0.00%	0
Northern Marianas Islands	0.00%	0
Virgin Islands	0.00%	0
Canada - Northwest Territories	0.00%	0
Canada - Nunavut	0.00%	0
Canada - Prince Edward Island	0.00%	0
Canada - Yukon	0.00%	0

Answered 2539
Skipped 687

Please select the other U.S. state(s), U.S. territory(ies), and/or Canadian provinces where you work. (Select all that apply.)

■ Responses



Please select the other U.S. state(s), U.S. territory(ies), and/or Canadian provinces where you work. (Select all that apply.)

(Sorted Largest to Smallest Percentage)

Answer Choices	Responses	
Florida	8.50%	140
Texas	8.07%	133
Pennsylvania	7.52%	124
California	7.28%	120
New York	6.07%	100
Ohio	5.52%	91
Illinois	5.28%	87
Michigan	3.76%	62
Indiana	3.46%	57
New Jersey	3.46%	57
Missouri	3.34%	55
North Carolina	3.16%	52
Georgia	3.09%	51
Wisconsin	2.79%	46
Canada - Ontario	2.67%	44
Tennessee	2.61%	43
Alabama	2.43%	40
South Carolina	2.43%	40
Arizona	2.25%	37
Massachusetts	2.25%	37
Louisiana	2.18%	36
Minnesota	2.18%	36
Mississippi	2.06%	34
Virginia	2.06%	34
Colorado	1.88%	31
Washington	1.88%	31
Kansas	1.82%	30
Kentucky	1.82%	30
Iowa	1.76%	29
Arkansas	1.64%	27
Connecticut	1.64%	27
Maryland	1.64%	27

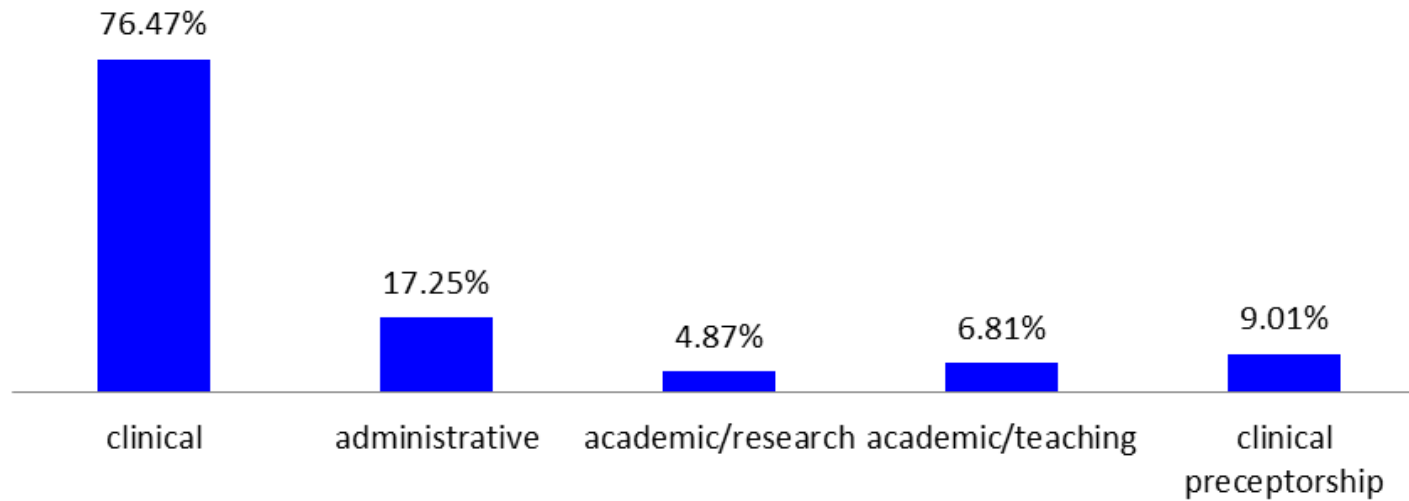
Answer Choices	Responses	
West Virginia	1.33%	22
Oregon	1.27%	21
Puerto Rico	1.15%	19
Nevada	1.09%	18
District of Columbia (DC)	1.03%	17
Utah	0.97%	16
New Mexico	0.91%	15
Nebraska	0.85%	14
Canada - British Columbia	0.79%	13
Oklahoma	0.61%	10
Hawaii	0.49%	8
Maine	0.42%	7
New Hampshire	0.42%	7
Canada - Quebec	0.42%	7
Idaho	0.36%	6
North Dakota	0.36%	6
Wyoming	0.36%	6
Delaware	0.30%	5
Canada - Manitoba	0.30%	5
Canada - New Brunswick	0.30%	5
Alaska	0.24%	4
Vermont	0.24%	4
Montana	0.18%	3
Canada - Alberta	0.18%	3
Canada - Newfoundland and Labrador	0.18%	3
Canada - Saskatchewan	0.18%	3
South Dakota	0.12%	2
American Samoa	0.06%	1
Virgin Islands	0.06%	1
Canada - Nova Scotia	0.06%	1
Guam	0.00%	0

Answer Choices	Responses	
Northern Marianas Islands	0.00%	0
Rhode Island	0.00%	0
Canada - Northwest Territories	0.00%	0
Canada - Nunavut	0.00%	0
Canada - Prince Edward Island	0.00%	0
Canada - Yukon	0.00%	0

Answered 1648
Skipped 1578

For a typical week, estimate your percent of actual time spent on the following activities.

■ Average Number



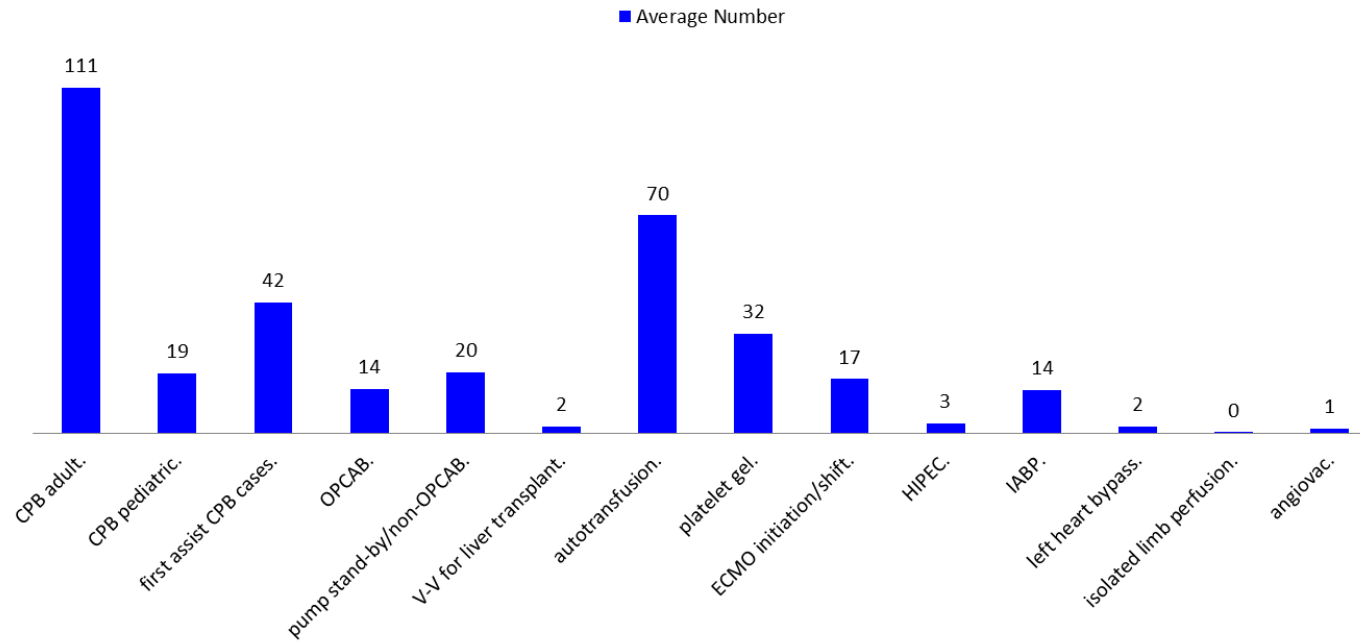
For a typical week, estimate your percent of actual time spent on the following activities. Please ensure that the total percentage equals 100%. Type the number without the percent sign.

Answer Choices	Percent of Time	Total Number	Responses	
clinical	76.47	232788	99.87%	3044
administrative	17.25	38686	73.59%	2243
academic/research	4.87	5639	37.99%	1158
academic/teaching	6.81	8445	40.68%	1240
clinical preceptorship	9.01	11970	43.60%	1329

Answered 3048

Skipped 178

Please estimate the number of cases you perform annually for each of these categories.



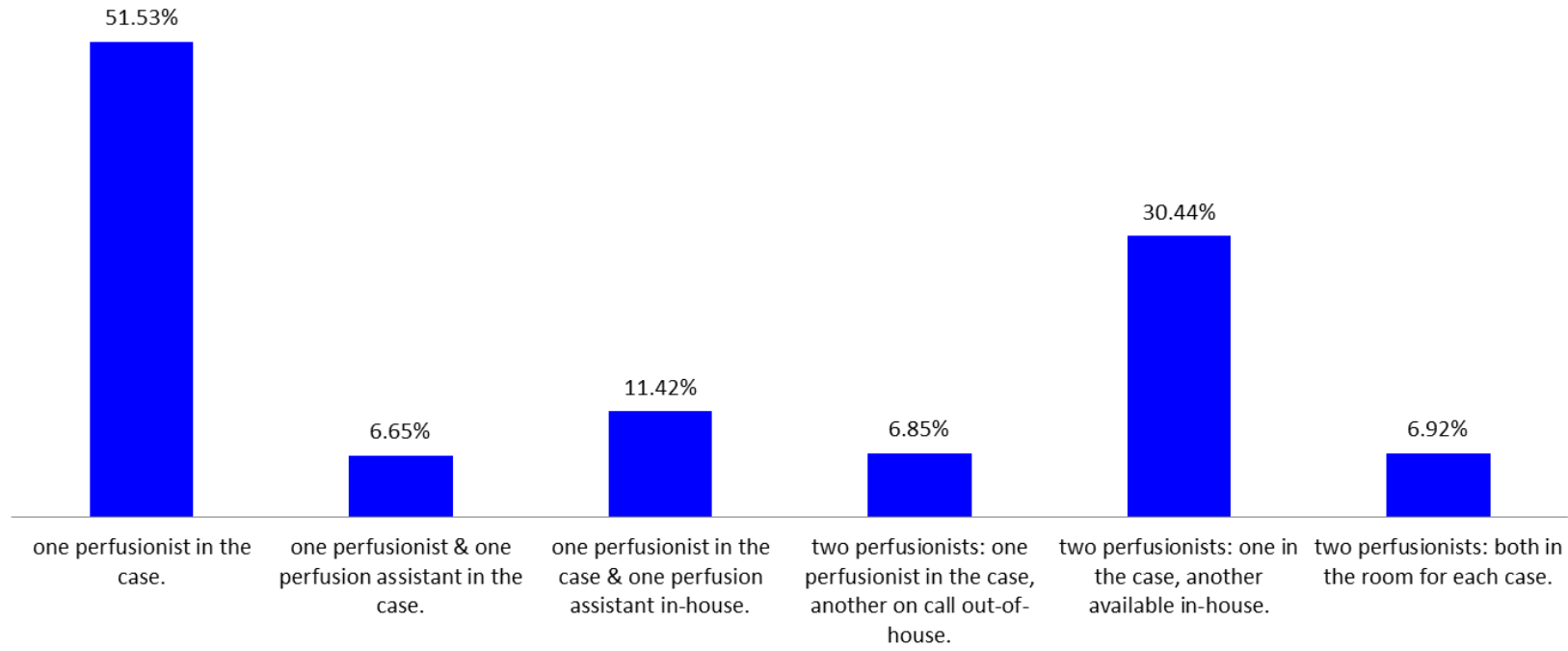
Please estimate the number of cases you perform annually for each of these categories.

Answer Choices	Average Number	Total Number	Responses	
CPB adult	111	309183	96.47%	2784
CPB pediatric	19	22377	40.19%	1160
first assist CPB cases	42	54085	44.59%	1287
OPCAB	14	25588	63.17%	1823
pump stand-by/non-OPCAB	20	39776	70.24%	2027
V-V for liver transplant	2	2250	35.48%	1024
autotransfusion	70	135108	66.91%	1931
platelet gel	32	39945	43.52%	1256
ECMO initiation/shift	17	35148	70.41%	2032
HIPEC	3	3520	40.51%	1169
IABP	14	25775	64.80%	1870
left heart bypass	2	2482	40.61%	1172
isolated limb perfusion	0	238	31.64%	913
angiovac	1	1675	42.72%	1233

Answered 2886
Skipped 340

How are SCHEDULED CPB CASES staffed by perfusion within your department? (Select all that apply.)

■ Responses



How are SCHEDULED CPB CASES staffed by perfusion within your department? (Select all that apply.)

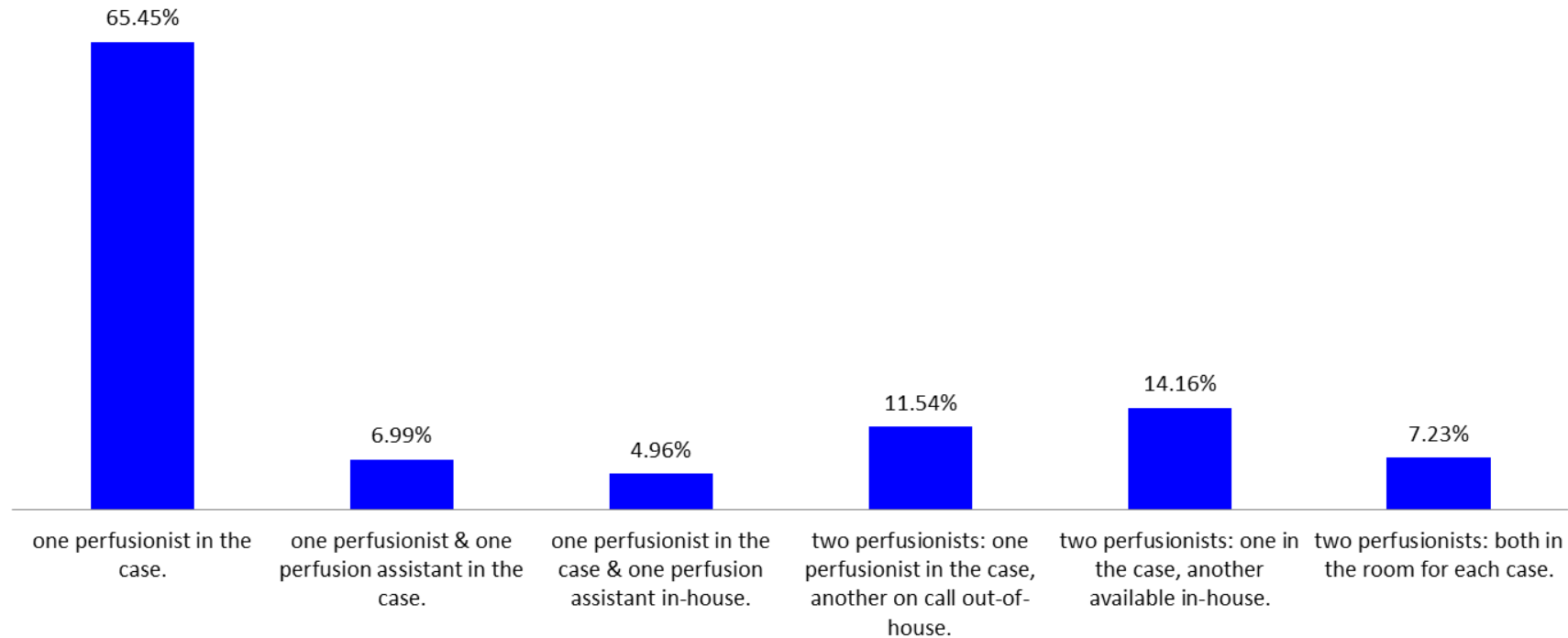
Answer Choices	Responses	
one perfusionist in the case	51.53%	1512
one perfusionist & one perfusion assistant in the case	6.65%	195
one perfusionist in the case & one perfusion assistant in-house	11.42%	335
two perfusionists: one perfusionist in the case, another on call out-of-house	6.85%	201
two perfusionists: one in the case, another available in-house	30.44%	893
two perfusionists: both in the room for each case	6.92%	203

Answered 2934

Skipped 292

How are EMERGENT ADD-ON CASES staffed by perfusion within your department? (Select all that apply.)

■ Responses



How are EMERGENT ADD-ON CASES staffed by perfusion within your department? (Select all that apply.)

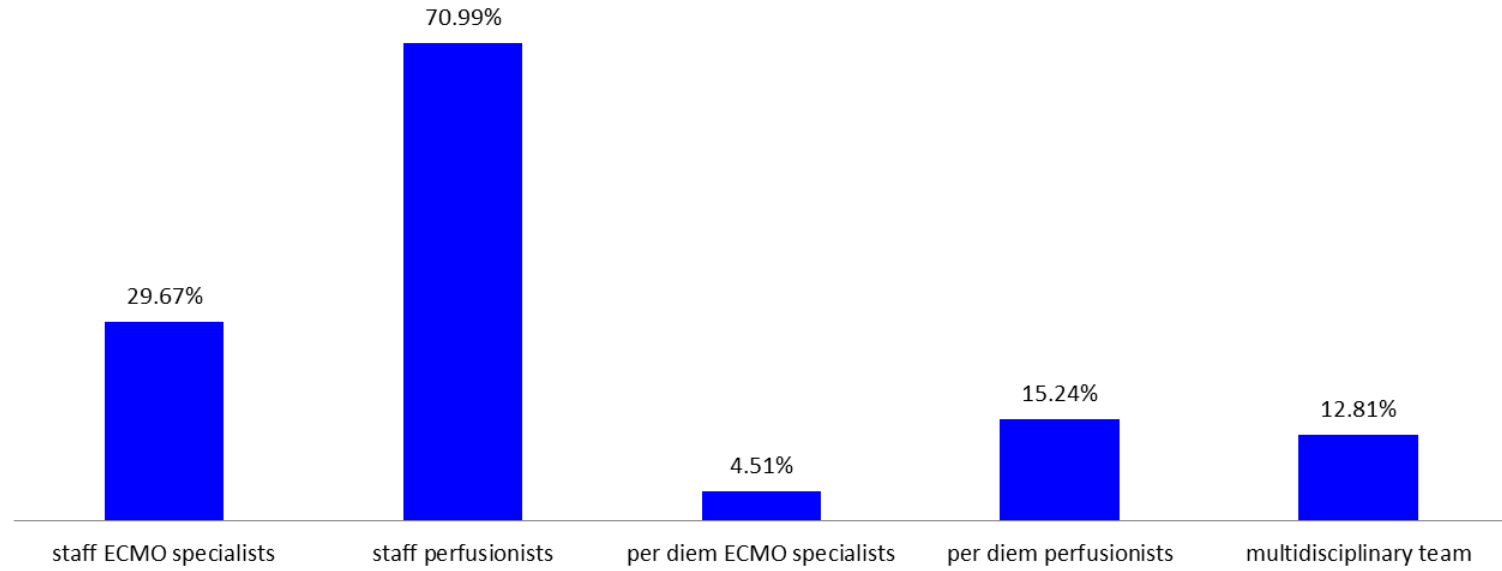
Answer Choices	Responses	
one perfusionist in the case	65.45%	1900
one perfusionist & one perfusion assistant in the case	6.99%	203
one perfusionist in the case & one perfusion assistant in-house	4.96%	144
two perfusionists: one perfusionist in the case, another on call out-of-house	11.54%	335
two perfusionists: one in the case, another available in-house	14.16%	411
two perfusionists: both in the room for each case	7.23%	210

Answered 2903

Skipped 323

Please select the healthcare provider(s) who usually cover(s) ECMO shifts at your primary institution. (Select all that apply.)

■ Responses



Please select the healthcare provider(s) who usually cover(s) ECMO shifts at your primary institution. (Select all that apply.)

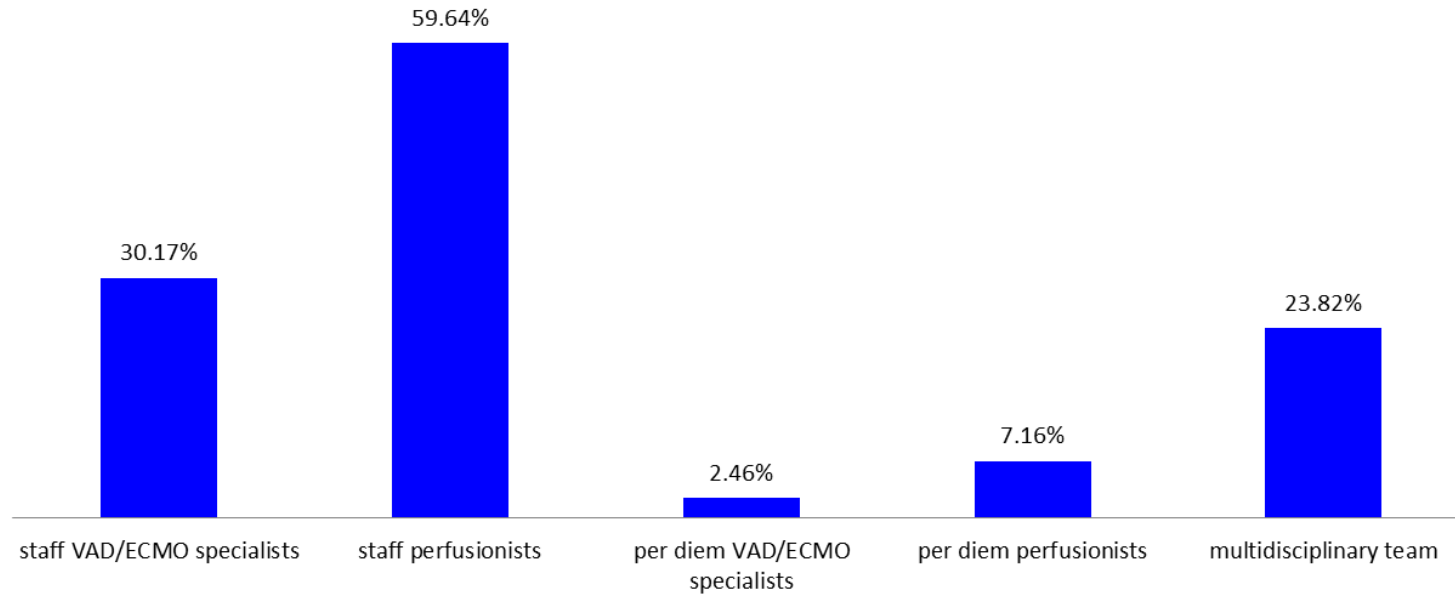
Answer Choices	Responses	
staff ECMO specialists	29.67%	769
staff perfusionists	70.99%	1840
per diem ECMO specialists	4.51%	117
per diem perfusionists	15.24%	395
multidisciplinary team	12.81%	332

Answered 2592

Skipped 634

Please select the healthcare provider(s) who usually cover(s) Mechanical Circulatory Assist shifts at your primary institution. (Select all that apply.)

■ Responses



Please select the healthcare provider(s) who usually cover(s) Mechanical Circulatory Assist shifts at your primary institution. (Select all that apply.)

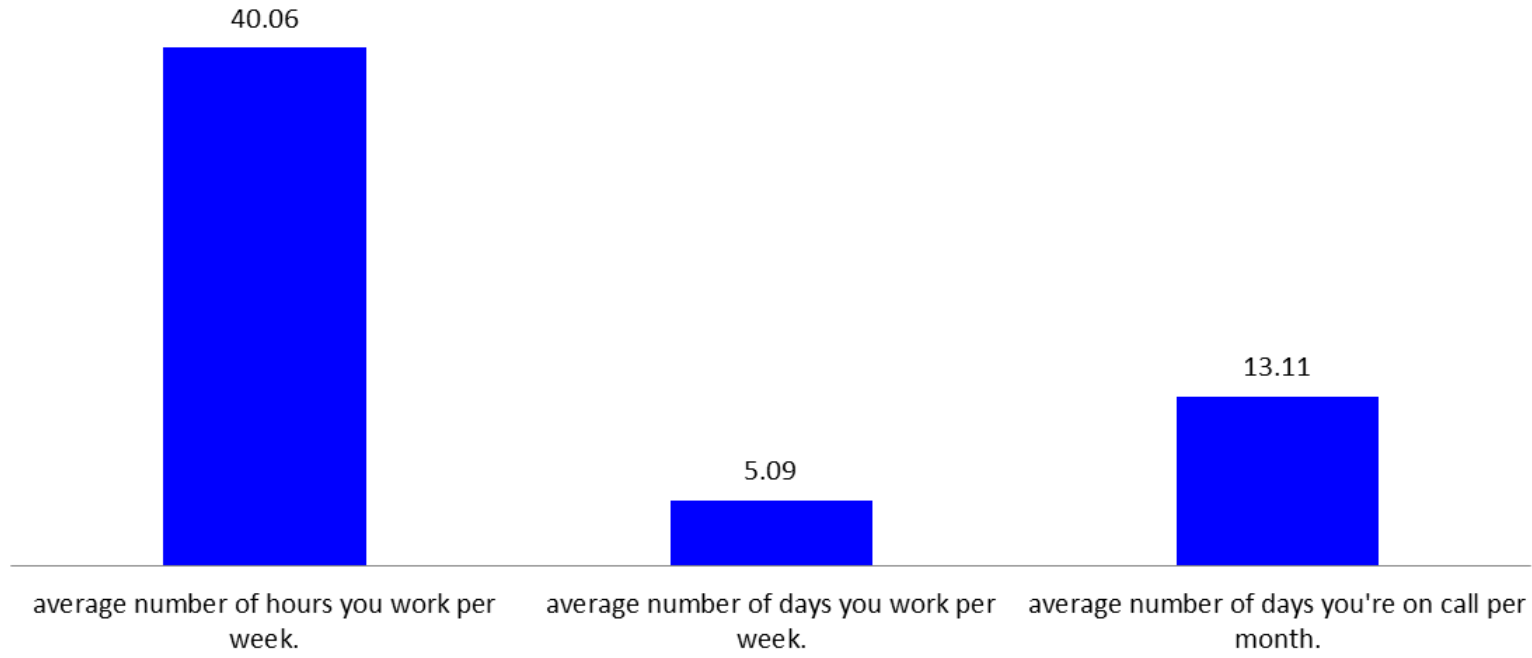
Answer Choices	Responses	
staff VAD/ECMO specialists	30.17%	784
staff perfusionists	59.64%	1550
per diem VAD/ECMO specialists	2.46%	64
per diem perfusionists	7.16%	186
multidisciplinary team	23.82%	619

Answered 2599

Skipped 627

Please answer the following questions regarding your employment.

■ Average Number



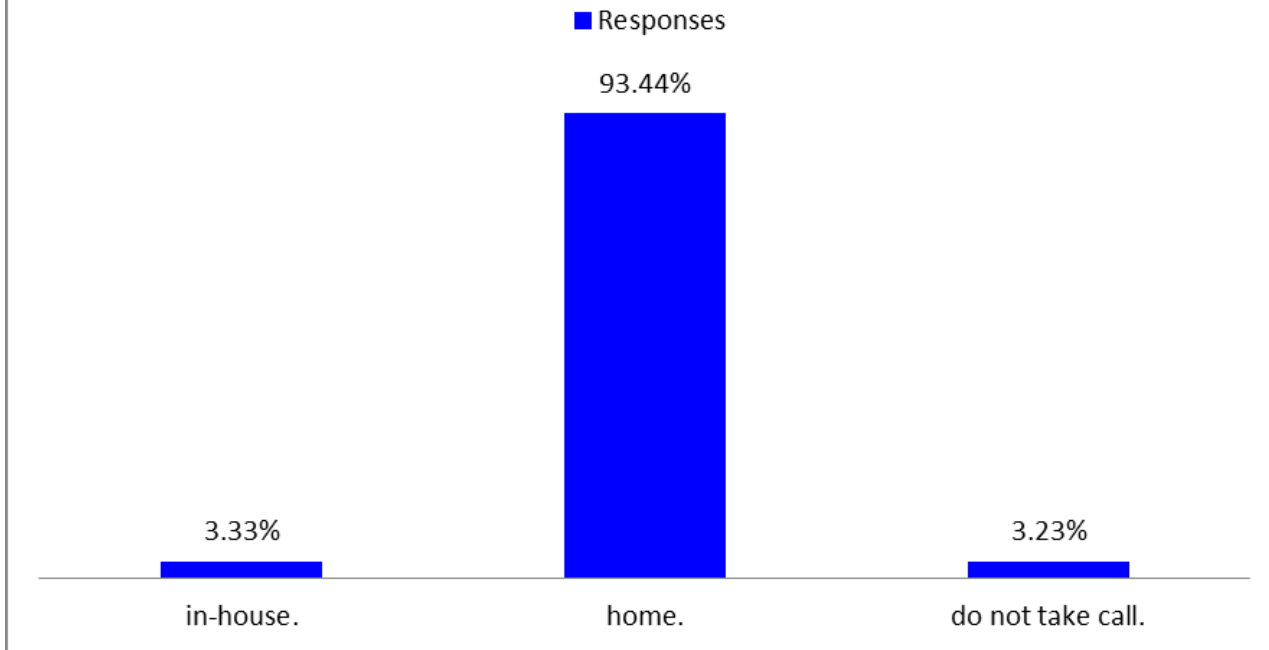
Please answer the following questions regarding your employment.

Answer Choices	Average Number	Total Number	Responses	
average number of hours you work per week.	40.06	114252	99.51%	2852
average number of days you work per week.	5.09	14422	98.88%	2834
average number of days you're on call per month.	13.11	37200	99.02%	2838

Answered 2866

Skipped 360

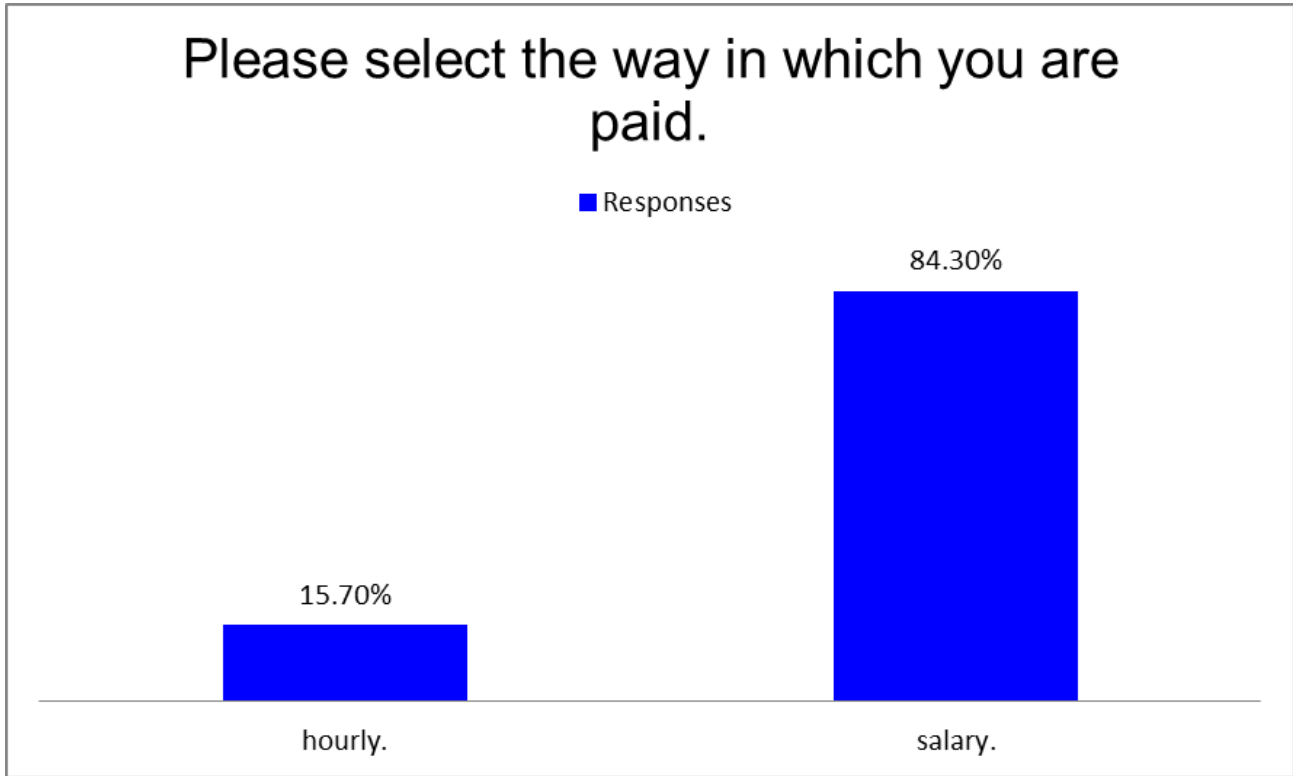
Please select the type of call you take.



Please select the type of call you take.

Answer Choices	Responses	
in-house.	3.33%	97
home.	93.44%	2720
do not take call.	3.23%	94

Answered 2911
Skipped 315



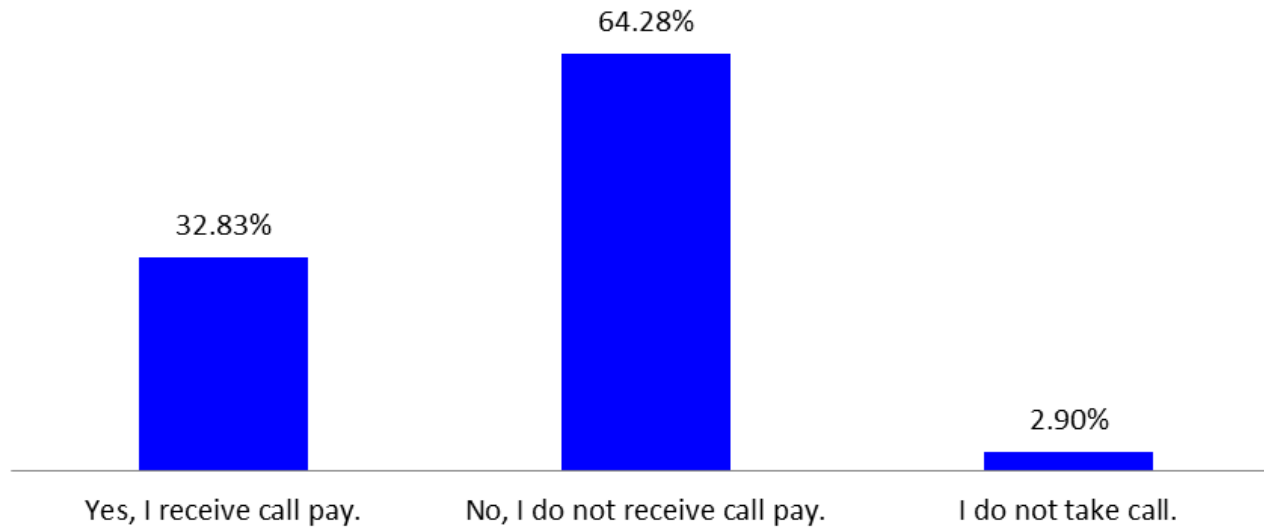
Please select the way in which you are paid.

Answer Choices	Responses	
hourly.	15.70%	455
salary.	84.30%	2443

Answered 2898
Skipped 328

Please indicate whether you receive call pay.

■ Responses



Please indicate whether you receive call pay.

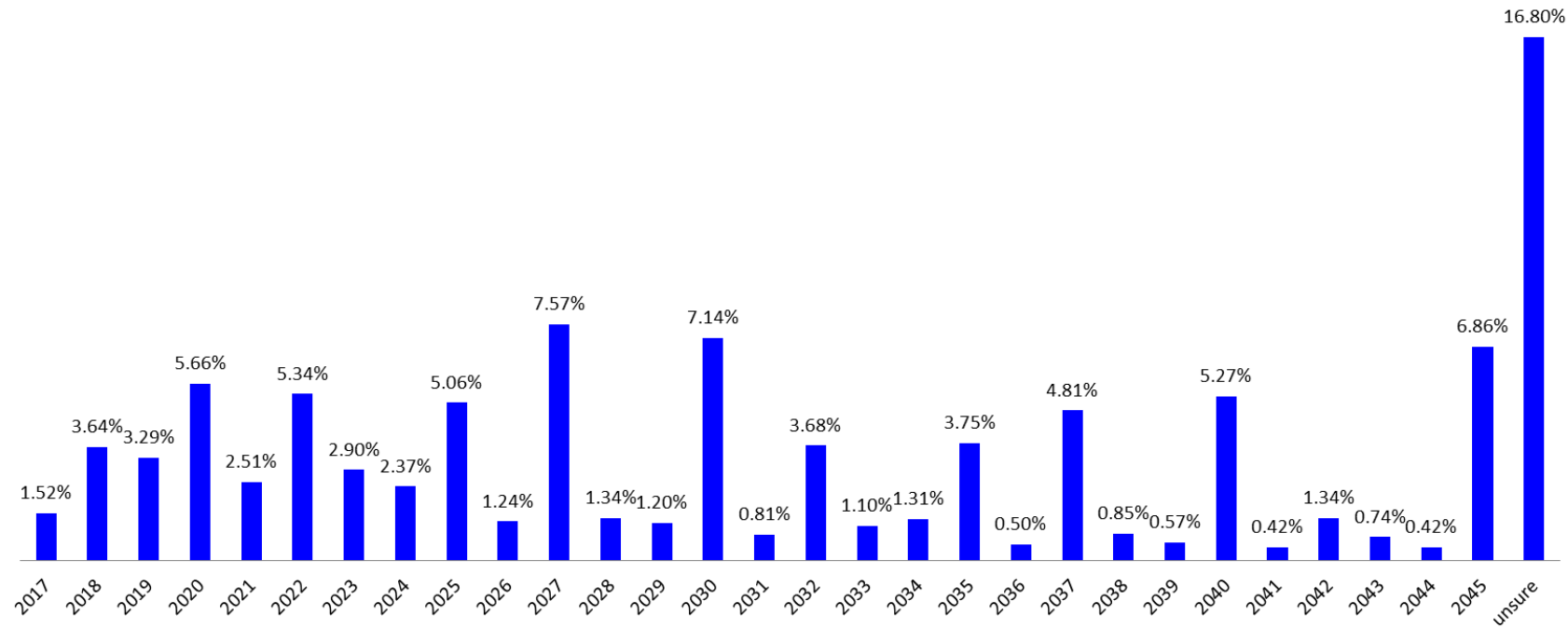
Answer Choices	Responses	
Yes, I receive call pay.	32.83%	952
No, I do not receive call pay.	64.28%	1864
I do not take call.	2.90%	84

Answered 2900

Skipped 326

In what year do you anticipate retiring or leaving the perfusion profession?

■ Responses



In what year do you anticipate retiring or leaving the perfusion profession?

Answer Choices	Responses	
2017	1.52%	43
2018	3.64%	103
2019	3.29%	93
2020	5.66%	160
2021	2.51%	71
2022	5.34%	151
2023	2.90%	82
2024	2.37%	67
2025	5.06%	143
2026	1.24%	35
2027	7.57%	214

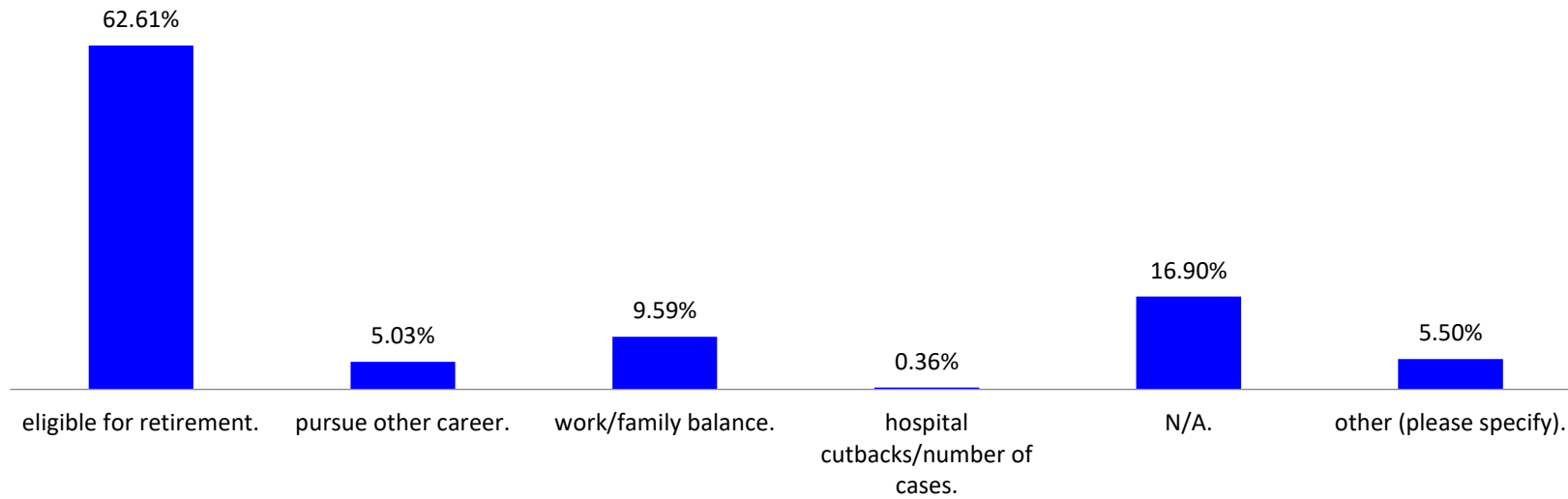
Answer Choices	Responses	
2028	1.34%	38
2029	1.20%	34
2030	7.14%	202
2031	0.81%	23
2032	3.68%	104
2033	1.10%	31
2034	1.31%	37
2035	3.75%	106
2036	0.50%	14
2037	4.81%	136
2038	0.85%	24

Answer Choices	Responses	
2039	0.57%	16
2040	5.27%	149
2041	0.42%	12
2042	1.34%	38
2043	0.74%	21
2044	0.42%	12
2045	6.86%	194
unsure	16.80%	475

Answered 2828
Skipped 398

If you entered a date for retiring or leaving the perfusion profession, please select the reason you would leave. If you selected "unsure" on the last question, please select N/A.

■ Responses



If you entered a date for retiring or leaving the perfusion profession, please select the reason you would leave. If you selected "unsure" on the last question, please select N/A.

Answer Choices	Responses	
eligible for retirement.	62.61%	1730
pursue other career.	5.03%	139
work/family balance.	9.59%	265
hospital cutbacks/number of cases.	0.36%	10
N/A.	16.90%	467
other (please specify).	5.50%	152
	Answered	2763
	Skipped	463